

Name: _____



First Grade Homework Room 6 & 18

Week of: April 28, 2014

Return on: May 2, 2014

*** The spelling test is on Friday, May 2**

Instructions:

1. Read daily for at least 15 minutes and complete the attached reading log. Work on the other attached worksheets. Complete at least one math, one Language Arts, and one Chinese page each day.
2. Please have an adult check your work, and have them help you correct any errors.
3. Turn in completed packet on **Friday**.

My child has completed all of the assigned homework and we have reviewed it together.

Parent Signature: _____


***Room 6 :**

English spelling test: Every Friday or the last day of the week

Chinese word test: Every Monday or the first day of the week

- 4/26 Spaghetti Dinner in the cafeteria
- 4/29 Open House

First Grade Spelling Words
Theme 6 Week 3




1. dentist
2. happen
3. unpack
4. begin
5. lion
6. protect
7. saw
8. cause
9. goes
10. build

Challenge words:
animal elephant


Redding Log

Once upon
a time



Please read with your child for 15 minutes each day



Thursday	Wednesday	Tuesday	Monday	Sample
<div>  <p>My Friend Rabbit</p> </div>				
Book Title	Book Title	Book Title	Book Title	Book Title
Minutes	Minutes	Minutes	Minutes	15
<input type="checkbox"/> Adult Signature	<input type="checkbox"/> Adult Signature	<input type="checkbox"/> Adult Signature	<input type="checkbox"/> Adult Signature	<input type="checkbox"/> Adult Signature



Spelling Homework

Write your spelling words three times each.

1. _____

2. _____

3. _____

4. _____

5. _____

6. _____

7. _____

8. _____

9. _____

10. _____

Write your spelling words in ABC order:

_____, _____, _____

_____, _____, _____

_____, _____, _____

Name _____

Fluency

Fluency
Choral Reads
Phrasing

As I read, I will pay attention to the pauses for sentence punctuation.

09 "I was reading about bluebirds," said Lee. "Some people
18 think having bluebirds brings good luck. Are there any
23 bluebirds in our area, Mom?"
35 "Yes, I think so," said Mom, "but I've never seen any in
44 our yard. What else did you read about bluebirds?
52 Maybe we can do something to attract them."
63 "They like to nest in houses called nest boxes," said Lee.
74 "I'm sure we could make one. What do they eat?" asked
81 Mom.
91 "Grasshoppers, beetles, and bugs," said Lee.
92 "They will have to find those on their own!" laughed
91 Mom. 92

Please practice reading this fluency passage daily. The goal is to be able to read it smoothly without errors. If it is difficult, master a sentence a day. If it has become easy, just read it once through and then read a book of your choice. This can help count toward the 15 minutes of reading each day.

My child has read this passage each day.
Parent signature _____



Name _____

Add **-er** to an adjective to compare two people, places, or things.

Example: Jon is **faster** than Mike.

Add **-est** to an adjective to compare three or more people, places, or things.

Example: Ed is the **fastest** boy on the team.

A. Write the adjectives that compare.

add -eradd -est

1. low

2. sweet


3. kind

B. Underline the adjectives that compare.

4. My dog is slower than Tim's dog.

5. It is bigger than Pedro's dog.

6. It is the cutest dog in the bunch.



To the Teacher: Have children complete the page independently.
Then have children generate sentences with the target skill.

Name _____

An **abbreviation** is a short form of writing a longer word.

Mister → Mr.

Missus → Mrs.

Doctor → Dr.

Read each sentence. Find the mistake.

Write the sentence correctly.

1. Mr James is the soccer coach for our team.

2. When Tom broke his leg, dr Cage put the cast on it.

3. Do you know mr. Willem's address?

4. Last week, mrs Jones and I baked cookies together.

Name _____

Look at each set of words.

One word in each set is spelled correctly.

Use a pencil to fill in the circle in front of that word.

Sample A is done for you.

Sample A:

☐ A. dirt

☐ B. dert

☐ C. durt

1. ☐ A. harm

☐ B. hamm

☐ C. harme

2. ☐ A. aarm

☐ B. armm

☐ C. arm

3. ☐ A. barnn

☐ B. bann

☐ C. barn

4. ☐ A. smahrt

☐ B. smartt

☐ C. smart

5. ☐ A. yarn

☐ B. yarnn

☐ C. yaarn

6. ☐ A. carrt

☐ B. cart

☐ C. caht

7. ☐ A. arte

☐ B. art

☐ C. arrt

8. ☐ A. chart

☐ B. shart

☐ C. chert



Name _____

You can pick out the word parts of a word to figure out its meaning.

Circle the word that completes each sentence. Write now or past to tell about the action. Then write the base word of the word you circled.

1. Keisha (climbed, climbing) to the top of the slide.

2. She is (shouted, shouting) hello to Raffi.

3. He heard her voice and (waved, waving).

4. They both see Sal (jumping, jumped) in the pile of


leaves. _____

5. Sal is (smiled, smiling) and having fun.

Name _____

Look for mistakes with adjectives that compare.

Look for mistakes with capital letters and end marks.

Write X if a sentence
has any mistakes.Write C if a sentence
is correct.

1. what makes the sticks fly up _____

2. You have to roll and push. _____

3. Which of the three sticks will spin for the long time

of all? _____

4. Ruby's stick makes a soft sound than mine does. _____

5. Catch the stick before it drops! _____

6. my stick has a wider top than yours _____

Name _____

Text Features
Bold Print**Bold print** points out important words.**Read the story. Circle the words in bold print.**

In Ben Franklin's time, books cost a lot of **money**.
So Ben and his friends started the first **lending library**.
These men, called the **Leather Apron Club**, would put
their money together and buy books. Then they would
lend the books to other people. Soon many people got
to read.

Answer the questions about the story.

1. When did books cost a lot of money?

2. What is a lending library?

3. How was the Leather Apron Club able to get the books?

Name _____

A. Read the words in the box. Find them in the puzzle. Circle the words.

forty

short

born

sort

sport

form

port

north

p b o r n m v p
 o s h o r t s o
 r s p j g x d t
 t o n o r t h f
 x r k z b j n o
 q t s p o r t r
 z p f o r t y m

B. Write a sentence with the word for.

C. Think of another or word. Write a sentence using that word.

Name _____

Reteaching

16-2

Fact Families

You can use related facts to write a fact family.

I know that $7 + 4 = 11$.



I can add in any order.

That means that $4 + 7 = 11$.



I can use addition
to help me subtract.

That means that $11 - 7 = 4$.



I can use addition
to help me subtract.

That means that $11 - 4 = 7$.



Solve the number sentence.


Then complete the fact family.

Draw counters for each number sentence.

1. $9 + 4 = 13$



$4 + 9 = 13$



_____ - _____ = _____



_____ - _____ = _____



2. $10 + 6 =$ _____



_____ + _____ = _____

_____ - _____ = _____

_____ - _____ = _____

Name _____

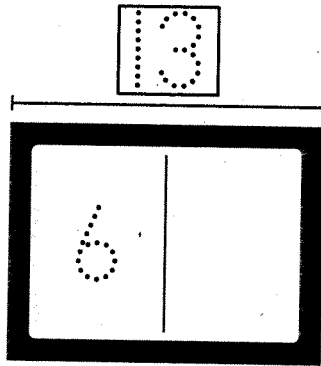
Practice

16-2

Fact Families

Solve. Complete the fact family.

1. $6 + 7 = 13$

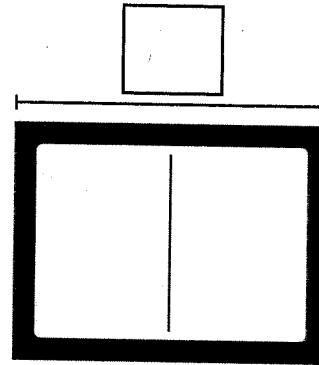


$7 + 6 = 13$

$\underline{\quad} - \underline{\quad} = \underline{\quad}$

$\underline{\quad} - \underline{\quad} = \underline{\quad}$

2. $15 - 9 = \underline{\quad}$



$\underline{\quad} - \underline{\quad} = \underline{\quad}$

$\underline{\quad} + \underline{\quad} = \underline{\quad}$

$\underline{\quad} + \underline{\quad} = \underline{\quad}$

Algebra

3. What number sentence is missing from this fact family?

$7 + 8 = 15$

$8 + 7 = 15$

$15 - 8 = 7$

?

☐ $8 - 7 = 1$

☐ $15 + 7 = 22$

☐ $15 - 7 = 8$

☐ $15 + 8 = 23$

Name _____

Reteaching

16-3

Using Addition Facts to Subtract

$10 - 6 = ?$

I want to solve a subtraction sentence.

$6 + ? = 10$

I can turn $10 - 6$ into an addition fact to help me subtract.

$6 + 4 = 10$

I can use counters to check my addition fact.



If $6 + 4 = 10$, then $10 - 6 = 4$.

Write an addition sentence to help you subtract.

Draw counters to check your work.

1. $15 - 8 = \underline{7}$



$\underline{8} + \underline{7} = \underline{15}$

2. $18 - 9 = \underline{\quad}$

$\underline{\quad} + \underline{\quad} = \underline{\quad}$

3. $13 - 7 = \underline{\quad}$

$\underline{\quad} + \underline{\quad} = \underline{\quad}$

Using Addition Facts to Subtract

Complete the addition fact.

Use the addition fact to help you subtract.

1.
$$\begin{array}{r} 7 \\ + \square \\ \hline 13 \end{array}$$

$$\begin{array}{r} 13 \\ - 7 \\ \hline \square \end{array}$$

2.
$$\begin{array}{r} 9 \\ + \square \\ \hline 16 \end{array}$$

$$\begin{array}{r} 16 \\ - 9 \\ \hline \square \end{array}$$

3.
$$\begin{array}{r} 6 \\ + \square \\ \hline 12 \end{array}$$

$$\begin{array}{r} 12 \\ - 6 \\ \hline \square \end{array}$$

4.
$$\begin{array}{r} 8 \\ + \square \\ \hline 17 \end{array}$$

$$\begin{array}{r} 17 \\ - 8 \\ \hline \square \end{array}$$

5.
$$\begin{array}{r} 9 \\ + \square \\ \hline 15 \end{array}$$

$$\begin{array}{r} 15 \\ - 9 \\ \hline \square \end{array}$$

6.
$$\begin{array}{r} 6 \\ + \square \\ \hline 11 \end{array}$$

$$\begin{array}{r} 11 \\ - 6 \\ \hline \square \end{array}$$

7. Reasonableness

If Mary has $13 - 8$ oranges and Terry has $13 - 6$ oranges, then which sentence is true?

☐ Mary has the same number of oranges as Terry.

☐ Mary has more oranges than Terry.

☐ Terry has twice as many oranges as Mary.

☐ Terry has more oranges than Mary.

Name _____



Reteaching











17-7

Making Picture Graphs

You can use a tally chart to make a picture graph.

Draw a flower for each tally mark.

	—
	

Favorite Flower					
					
					



In how many boxes did you draw a daisy? 5



In how many boxes did you draw a tulip? 3

Which flower is the favorite? daisy

1. Ask your friends to vote for apple juice or milk as their favorite drink.

Make a tally chart and a picture graph.

Favorite Drink	
	
	

 Apple Juice						
 Milk						

2. How many of your friends voted for apple juice? _____




3. Which drink is the favorite? _____

Name _____




Practice

17-7

Making Picture Graphs

Favorite Items to Collect	Tally Marks	Totals
 Shells		3
 Stamps	 /	6
 Coins		4

1. Use the information in the tally chart.
Draw pictures to make a picture graph.

Favorite Items to Collect						
 Shells						
 Stamps						
 Coins						

2. Which item is the least favorite to collect? _____
3. Write the items in order from most favored to least favored.

most favored

least favored

Number Sense

4. How many more people chose stamps than coins?

☐ 10 ☐ 6 ☐ 4 ☐ 2

名字: _____

牛 1 1 1 牛	马 7 马 马	羊 1 1 1 1 1 羊	鸟 1 1 1 鸟 鸟

双双 L 6
VI

名字: _____

<p>niú cow</p> <p>牛</p> <p>1 卜 匕 牛</p>	<p>mǎ horse</p> <p>马</p> <p>7 马 马</p>	<p>yáng goat/sheep</p> <p>羊</p> <p>丶 丶 丶 丶 丶 羊</p>	<p>niǎo bird</p> <p>鸟</p> <p>丶 丶 丶 鸟 鸟</p>

saw

cause

goes

build

animal

elephant

dentist

happen

unpack

begin

fish

protect

u